
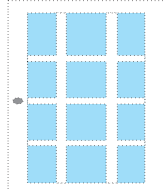








# Vista Products

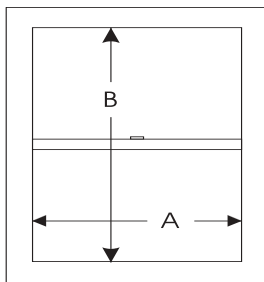
## What Type Of Window Treatment Is Best For Me?

 <p>Sliding Glass Door</p> <p><b>Suggested Products</b></p> <p>Vertical PVC Vertical Freehang Fabric Vertical Fabric In Groover Vertical Customers Own Material In Groover</p>	 <p>French Door</p> <p><b>Suggested Products</b></p> <p>Pleated Shade Cellular Shade Horizontal Mini Blind</p>	 <p>Double Hung Window</p> <p><b>Suggested Products</b></p> <p>Fauxwood Blind Wood Blind Pleated Shade Cellular Shade Roller Shade Horizontal Mini Blind</p>	 <p>Window Slider</p> <p><b>Suggested Products</b></p> <p>Vertical PVC Vertical Freehang Fabric Vertical Fabric In Groover Vertical Customers Own Material In Groover</p>
 <p>Door - Window &amp; Sidelights</p> <p><b>Suggested Products</b></p> <p>Pleated Shade Cellular Shade</p>	 <p>Arched Window</p> <p><b>Suggested Products</b></p> <p>Pleated Shade Cellular Shade</p>	 <p>Picture Window</p> <p><b>Suggested Products</b></p> <p>Wood Blind Pleated Shade Cellular Shade Horizontal Mini Blind</p>	 <p>Fixed Pane Window</p> <p><b>Suggested Products</b></p> <p>Fauxwood Blind Wood Blind Vertical Blind Pleated Shade Cellular Shade Roller Shade Horizontal Mini Blind</p>

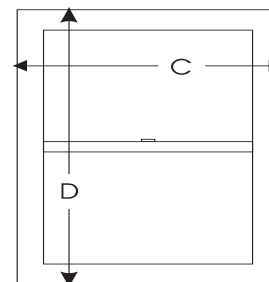
Product suggestions are based on the compatibility of the window treatment operation in relation to how the window opens.

## How to Measure

**\*Always use a steel tape measure to insure proper measurements\***



**Inside Mount**



**Outside Mount**

### Inside Mount

Measure the inside width (A) at the top, middle and bottom of your window opening. Use the smallest measurement when ordering. Measure the inside height (B) of the window opening on the left, center and right. Use the smallest measurement when ordering.

**Note:** Inside mount measurements represent the exact window opening size, the factory will make the necessary allowances to insure a proper fit.

### Outside Mount

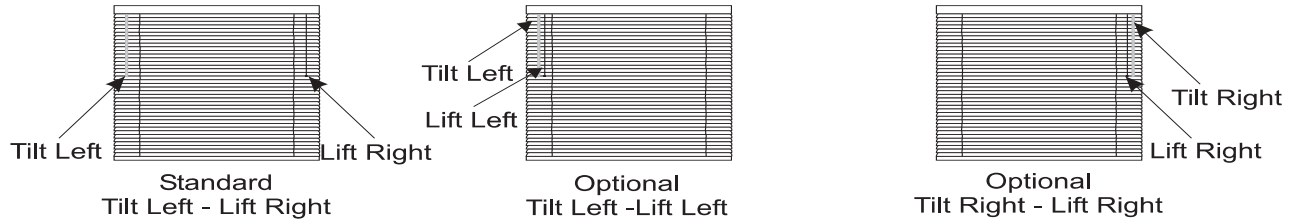
Measure the width (C) and height (D) of the area to be covered and provide exact dimensions required. It is recommended that horizontal blinds, pleated shades and cellular shades overlap the window opening by at least 1-1/4" to 1-1/2" on all four sides. A minimum of 4" to 6" of overlap on all four sides is recommended on vertical blinds.

**Note:** Outside measurements represent the exact blind size needed. No allowances will be made by the factory.

**\* All measurements should be to the nearest 1/8 of an inch.**

# Vista's Common Control Options

## Vista Horizontal Blinds



### Horizontal Order Form

Room	Width In Inches	Height In Inches	Color Name & Number	Inside/ Outside Mount	Tilt Left or Right	Lift Left or Right	Special Notes:

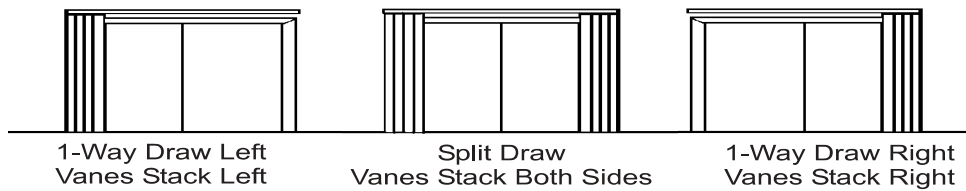
## Vista Pleated/Cellular Shades



### Pleated/Cellular Order Form

Room	Width In Inches	Height In Inches	Pattern Color Name & Number	Inside/ Outside Mount	Lift Left or Right	Special Notes:

## Vista Vertical Blinds



### Vertical Order Form

Room	Width In Inches	Height In Inches	Pattern Color Name & Number	Inside/ Outside Mount	1-Way Left 1-Way Right Split Draw	Special Notes: